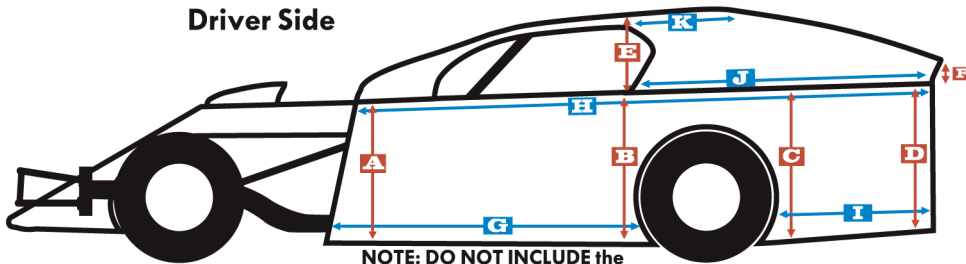




Driver Side



NOTE: DO NOT INCLUDE the Plastic in your measurements

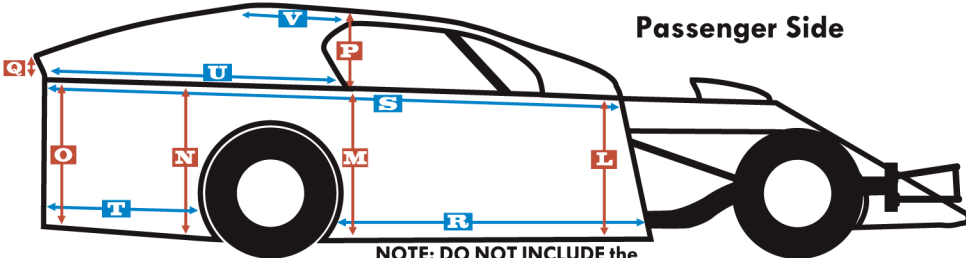
**Vertical Measurements**

- A:** \_\_\_\_\_ inches  
Measurement of the front part of the door
- B:** \_\_\_\_\_ inches  
Measurement of the back part of the door
- C:** \_\_\_\_\_ inches  
Measurement of the front part of the fender
- D:** \_\_\_\_\_ inches  
Measurement of the back part of the fender
- E:** \_\_\_\_\_ inches  
Measurement of the front part of the sail panel
- F:** \_\_\_\_\_ inches  
Measurement of the back part of the sail panel

**Horizontal Measurements**

- G:** \_\_\_\_\_ inches  
Bottom of the door
- H:** \_\_\_\_\_ inches  
Top of the Door/Fender
- I:** \_\_\_\_\_ inches  
Bottom of the fender
- J:** \_\_\_\_\_ inches  
Bottom of the sail panel
- K:** \_\_\_\_\_ inches  
Top angle of the sail panel

Passenger Side



NOTE: DO NOT INCLUDE the Plastic in your measurements

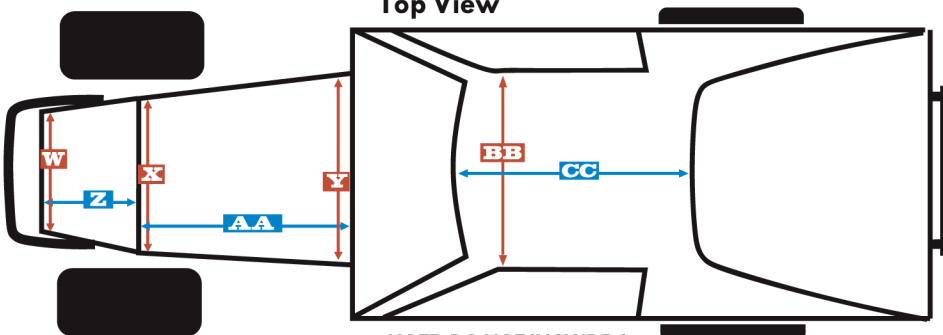
**Vertical Measurements**

- L:** \_\_\_\_\_ inches  
Measurement of the front part of the door
- M:** \_\_\_\_\_ inches  
Measurement of the back part of the door
- N:** \_\_\_\_\_ inches  
Measurement of the front part of the fender
- O:** \_\_\_\_\_ inches  
Measurement of the back part of the fender
- P:** \_\_\_\_\_ inches  
Measurement of the front part of the sail panel
- Q:** \_\_\_\_\_ inches  
Measurement of the back part of the sail panel

**Horizontal Measurements**

- R:** \_\_\_\_\_ inches  
Bottom of the door
- S:** \_\_\_\_\_ inches  
Top of the Door/Fender
- T:** \_\_\_\_\_ inches  
Bottom of the fender
- U:** \_\_\_\_\_ inches  
Bottom of the sail panel
- V:** \_\_\_\_\_ inches  
Top of the sail panel

Top View



NOTE: DO NOT INCLUDE the Plastic in your measurements

**Vertical Measurements**

- W:** \_\_\_\_\_ inches  
Bottom of the Front Nose Piece
- X:** \_\_\_\_\_ inches  
Top of the Nose Piece
- Y:** \_\_\_\_\_ inches  
Top of the Hood
- BB:** \_\_\_\_\_ inches  
Width of Roof

**Horizontal Measurements**

- Z:** \_\_\_\_\_ inches  
From Front to Back of Nose Piece
- AA:** \_\_\_\_\_ inches  
Hood Length
- CC:** \_\_\_\_\_ inches  
Length of Roof

Fill in all the measurements to insure proper graphics placement. Wild Inc. is not responsible for measurements that are not correct. Please make sure to double check your measurements.

Type of Car: \_\_\_\_\_

Year: \_\_\_\_\_

Car Number: \_\_\_\_\_

Car Colors: \_\_\_\_\_

Deck: \_\_\_\_\_

Nose: \_\_\_\_\_

Roof: \_\_\_\_\_

Sail Panels: \_\_\_\_\_

Hood: \_\_\_\_\_

Sides: \_\_\_\_\_

Chassis: \_\_\_\_\_

Comments or Concerns:

\_\_\_\_\_  
\_\_\_\_\_  
\_\_\_\_\_



1313 Poplar Drive  
Waukesha, WI 53059

FAX: 262-544-9454

PHONE: 262-544-9453

www.wildincorporated.com

Email: mitch@wildincorporated.com