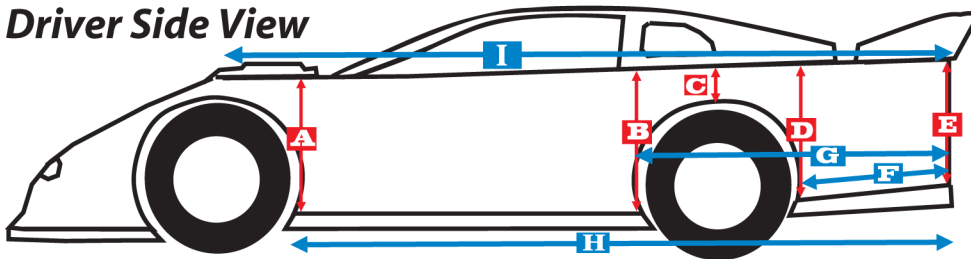


Driver Side View



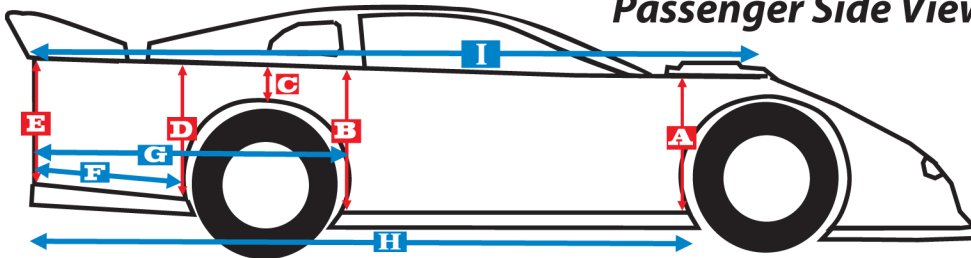
Vertical Measurements

- A: _____ Inches
Measurement of the front part of the door at bottom edge
- B: _____ Inches
Measurement of the back part of the door at bottom edge
- C: _____ Inches
Measurement from top edge to bottom edge
- D: _____ Inches
Measurement of rear fender behind rear tire
- E: _____ Inches
Measurement of rear fender at bottom of edge

Horizontal Measurements

- F: _____ Inches
From back to closest edge of rear wheel
- G: _____ Inches
From back to farthest edge of rear wheel
- H: _____ Inches
From back to closest edge of front wheel
- I: _____ Inches
Total length of whole side

Passenger Side View



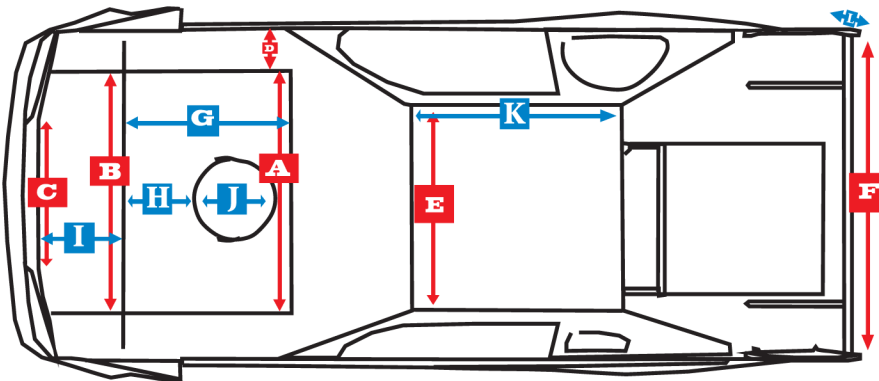
Vertical Measurements

- A: _____ Inches
Measurement of the front part of the door at bottom edge
- B: _____ Inches
Measurement of the back part of the door at bottom edge
- C: _____ Inches
Measurement from top edge to bottom edge
- D: _____ Inches
Measurement of rear fender behind rear tire
- E: _____ Inches
Measurement of rear fender at bottom of edge

Horizontal Measurements

- F: _____ Inches
From back to closest edge of rear wheel
- G: _____ Inches
From back to farthest edge of rear wheel
- H: _____ Inches
From back to closest edge of front wheel
- I: _____ Inches
Total length of whole side

Top View



Vertical Measurements

- A: _____ Inches
Measurement top of hood
- B: _____ Inches
Measurement top of nose
- C: _____ Inches
Measurement of bottom of nose
- D: _____ Inches
Measurement of hood to edge of car
- E: _____ Inches
Measurement of roof
- F: _____ Inches
Measurement of imprint area of spoiler

Horizontal Measurements

- G: _____ Inches
Measurement top to bottom of hood
- H: _____ Inches
Measurement air cleaner hole to bottom of hood
- I: _____ Inches
Measurement from top of nose to bottom of nose
- J: _____ Inches
Measurement of air cleaner hole
- K: _____ Inches
Measurement of roof
- L: _____ Inches
Measurement top to bottom of spoiler

NOTE: DO NOT INCLUDE the Plastic in your measurements



Fill in all the measurements to insure proper graphics placement. Wild Inc. is not responsible for measurements that are not correct. Please make sure to double check your measurements.

Type of Car: _____

Year: _____

Car Number: _____

Car Colors: _____

Deck: _____

Nose: _____

Roof: _____

Sail Panels: _____

Hood: _____

Sides: _____

Chassis: _____

Comments or Concerns: _____

WILD INC.
1313 Poplar Drive
Waukesha, WI 53059

FAX: 262-544-9454
PHONE: 262-544-9453

www.wildincorporated.com
Email: mitch@wildincorporated.com